



LY INTERNATIONAL ELECTRONICS

Wall Mounted Speaker W-3404



OWNER'S MANUAL

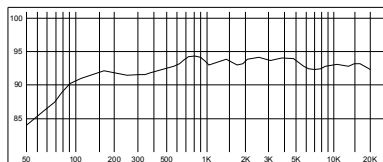
Thank you for purchasing PA speaker system of LY series. All of LY series products have been tested strictly before shipping. LY series PA speaker system is widely used in hotel, trade building, supermarket, school, entertainment, etc. It's the most ideal choice of you! In order to facilitate installing, modulating and running please read this manual carefully before setup.

FEATURES:

- The speaker is suitable for different public address wires. It can be switched between the ohms terminal and the voltage terminal;
- Max. SPL $104 \pm 2\text{dB}$, Effective Freq. Range 100Hz-20kHz;
- Construction of dual-crossover, sensitivity $88 \pm 2\text{dB}$;
- Weight 3.3 kg, power 5-40W, Beam width (H×V): $120^\circ \times 90^\circ$. It is made of high quality engineering plastic, never out of shape and fade.

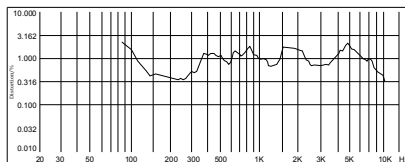
FREQ. RESPONSE

(dB SPL, 1W, 1m)



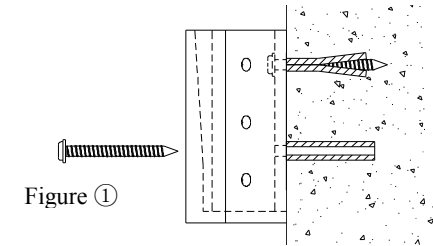
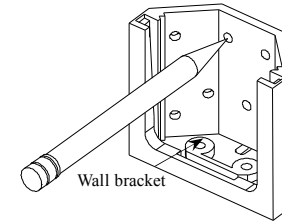
DISTORTION

(THD < 1.5% 1W, 1m, 100Hz-10kHz)

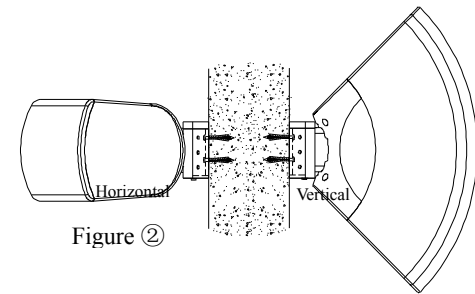
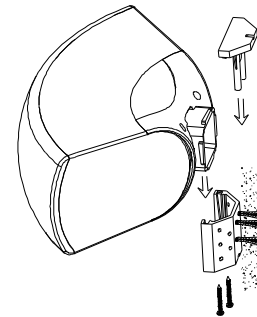


INSTALLATION

1. Earmark the location on wall and drill in order to fix up the wall bracket (Figure ①);



2. Put the speaker in the wall bracket and fix up the cover board from the button of the wall bracket (Figure ②);



3. Connect public address wire to the terminal (Red+, Black-);
4. Pull the net from the speaker and switch the knob as you need, then push the net back to the speaker (Figure ③)

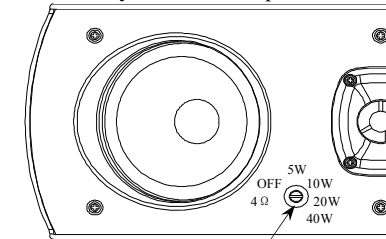
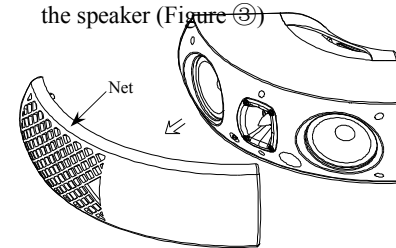


Figure ③

Power switch knob

5. Finally, confirm whether it is steady.